

peopleartpeople
linking people through the arts



My International Friend / Mi Amigo Internacional

PARTICIPANTS MANUAL 2011-2012
VISUAL ARTS / COMIC

peopleartpeople
linking people through the arts

My International Friend/Mi Amigo Internacional

© *peopleartpeople*

Cover photograph/ Fotografía de la carátula por: Jake Simkin

My International Friend /Mi Amigo Internacional PARTICIPANTS MANUAL 2011-2012

Table of Contents

1	About My International Friend.	4
2	Policies	8
3	Resources.	11
4	Program	15
5	Staff	22
6	Acknowledgements and credits	24
7	Agreement Form	26



"While ensuring the free flow of ideas by word and image, care should be exercised so that all cultures can express themselves and make themselves known. Freedom of expression, media pluralism, multilingualism, equal access to art and to scientific and technological knowledge, including in digital form, and the possibility for all cultures to have access to the means of expression and dissemination are the guarantees of cultural diversity."

UNESCO Universal Declaration on Cultural Diversity



Dear international friends,

It is a pleasure to welcome you to the inspiring journey of My International Friend. This innovative project was born as an initiative to continue supporting internally-displaced children in Colombia victims of the armed conflict while we were living in another country. Thanks to technology and the unconditional support of the Arte Sin Fronteras Foundation in Colombia and Preshil School in Australia, we began the project in 2009 with 16 participants who shared their identity, dreams and creativity through the Web. Many of the Colombian participants didn't have an email account or access to computers until then. The final artworks were exhibited at the Arts Centre in Melbourne.

Since then, we have welcomed other educational and not-for-profit organisations with special interest in education and social change such as Northland Secondary College (Australia). In 2011 we started a new exciting phase of the project linking with Skateistan, a NPO that engages growing numbers of urban and internally-displaced youth in Afghanistan. This new phase saw youth from Kabul, Bogotá and Melbourne sharing their identity and art through the Web.

Since 2009, My International Friend has engaged with over 60 children and youth and over 6 teachers from Australia, Colombia and Afghanistan who have experienced a cross-cultural dialogue expanding their sense of community, diversity and world through visual arts.

The project has been presented at the Australian UNITE Festival in 2009 and the Australian Human Rights Arts and Film Festival 2011. My International Friend has not received any economical support other than the resources offered by the participating agencies and the effort of the organisers. In 2011 we have received expressions of interest from other educative institutions in the USA, Angola, Ethiopia, England and Italy for future participation in the project. We believe My International Friend has a strong potential for future growth.

We want to thank all the participants, teachers and organisations that have supported My International Friend!


We hope you and your students enjoy this international voyage!

Sincerely,





1. About My International Friend



“It has been interesting to know how people from a whole other place in the world live”

Anna, 16 years old, Australia

My International Friend is an educational cultural exchange program where young people from different backgrounds and living in various countries explore and express their sense of identity, culture, community and world through visual arts shared through the web. The project was initiated during 2009, with the participation of the Margaret Lyttle Preshil School in Australia and Fundacion Arte Sin Fronteras in Colombia. Since then, the program has incorporated new participants in Australia (Northland Secondary College) and Afghanistan (Skateistan).

My International Friend is a project created and directed by peopleartpeople cultural organisation with the support of different educative institutions and organisations from various countries. It is a not for profit project and it has not received any economical support other than the resources offered by the participating agencies and the effort of the organisers.



Mission

Create an educational cross-cultural experience accessible to all children and young people in the world where they develop through art, an understanding of identity and diversity while learning about other human beings, other countries, other cultures and open their view about the world.

Vision

To be the most recognized international project for cultural and artistic exchange through the Web where children and youth from diverse cultural and social backgrounds have the opportunity to learn and share their sense of identity and culture.

“I have met people from the other side of the world, very different from the people I'm usually surrounded by”

Alexander, 15 years old, Colombia

Objectives

Contribute to the well-being of the participants through building their sense of identity and cultural background

Develop creative, social media and ICT skills and critical thinking through recognizing similarities and differences with other fellow youth


Increase the students' understanding of the links between individual and community identities to build understanding, empathy and skills for connecting to others

Promote respect for diversity and human rights among students, teachers, organisations and the general public

Generate sustainable networks through the development of partnerships between not for profit organizations, educational institutions and the general public through art education

Facilitate international support for communities at risk

Promote cross-cultural exchange and dialogue through young people's artwork



2. Policies

**Respect
Well-Being
Safe Environment**

My International Friend will take place in a safe environment both at the arts school and through the Web. The participating organisations will make sure this will be accomplished and that any restricting Web access is programed in advance. The teacher must make clear to the young participants of their rights to speak to them if they feel unsafe during the development of the program.

**Empathy
Understanding
Openness**

My International Friend will foster the ability to understand and share the feelings of another no matter their tradition, religion, way of looking, social status or cultural backgrounds.

**Commitment
Responsiveness**

The participating organisations will be responsible for maintaining the commitments attained when participating in My International Friend and the ongoing communication with the coordinators and other participating organisations.

**Cultural Traditions
Religious Awareness**

The participating organisations will be responsible to communicate to My International Friend any cultural traditions and beliefs that might become sensitive issues when sharing and creating visual artwork. In case a sensitive issue might arise, the participating organisation will let My International Project know.

**Have Fun
Enjoy**

All My International Friend participants should have fun with this experience and enjoy.

**Great Education
Great Training**

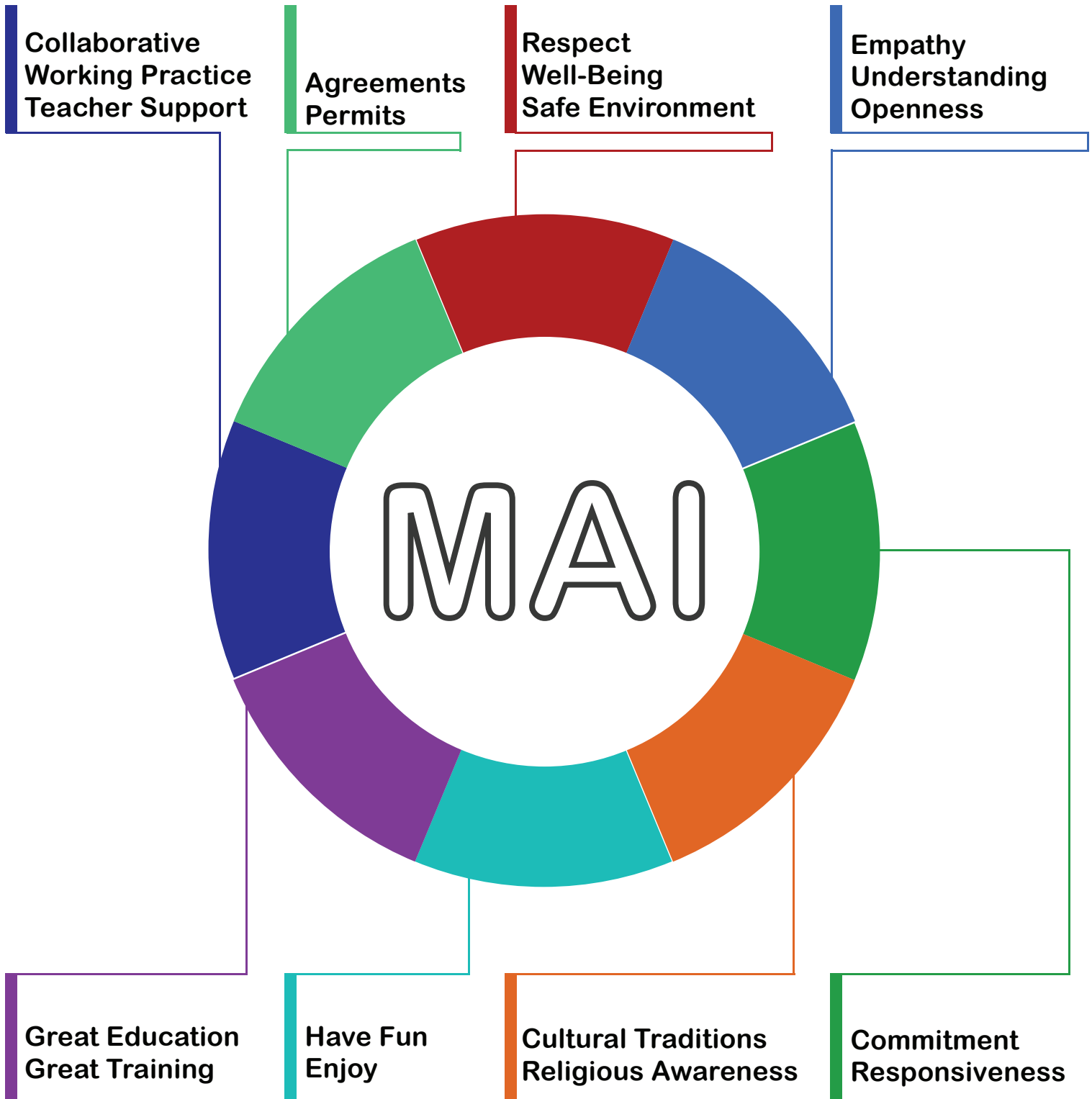
The participating organisations will be responsible for meeting the educational needs of the young participants. This means providing highly skilled arts teachers who are socially committed and have the capacity to help each participant do the best they can and achieve the best outcome.

**Collaborative
Working Practice
Teacher Support**

The participating organisations shall have a collaborative working practice with other teachers or psychologists in case their professional services might be needed throughout the development of the program. The participating organisation will let My International Friend know of any situation where other teachers or psychologists might be involved.

**Agreements
Permits**

According to each country's law, the participating organisations will obtain any necessary permission from parents, guardians, schools and/or organisations for youth access to the Web, appearing in photographs and publication of the artwork in My International Friend Website, future exhibitions and publications.





Agreement

Before beginning, each participating organisation will need to complete and sign the peopleartpeople agreement form and send it to peopleartpeople@gmail.com.



3. Resources

The participating organisations should be able to supply:




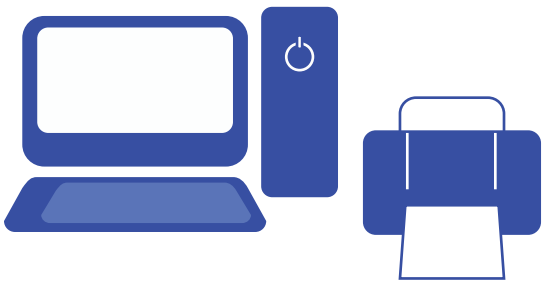
1 Teacher

An arts teacher who is socially committed, has good computer image editing and social media skills and is fluent in English. The teacher will need to work 4 to 5 hours per week on My International Friend Project.

2 Participants


A group of children or young people between 10 and 19. (The number of participants and age will depend on the participating groups from all countries involved),





3 Technology

During class, the participants will need to have access to computers, the Internet, a scanner and a printer. The computer(s) should have image editing software such as Adobe Photoshop or GIMP (free software). It is recommended to supply a photo camera to collect photographs of the participants, they love to see what's happening in the other side of the world!




4 Arts materials

The participating organisations will supply arts materials to the participants for developing the artworks. (Materials and techniques will be defined according to the outcomes).



“I hope we will be good friends forever”

Faranaz, 14 yrs Afghanistan





5 Art Room

The participating organisations will supply an art space for the participants and teacher to hold the art class.

6 Art class/3-4 hours a week

Each participating group will need to allocate 3 to 4 hours per week for the development of the project.



Tool Box



Mi Amigo Internacional will provide a virtual tool box where teachers can download support material such as power point presentations on participating countries, cultural links and comics.



4. Program



The Program is structured in 7 steps that can run over a semester or trimester system. The semestre system would last between 15-18 weeks and the trimester system would last between 10-12 weeks. The length of the program depends on the structure and scheme of the participating organisations.

Depending on time differences, there will be a starting group that will lead the artwork cycle. This group is called the Starting.



For the teachers:

Each teacher should have a wide range of material when presenting theoretic content such as maps, art books, music, images, video, etc.

1. Keep a physical folder

Each teacher will need to keep a physical folder for each student to collect all the artwork. It is important to keep the work in order of development so it is ready for future exhibitions.

2. Keep a digital folder in Dropbox

Dropbox is a free service that lets the teachers and coordinators keep and access all the artwork and documents anywhere. This means that any file we save to My International Friend Dropbox will automatically save to all computers, phones and the Dropbox website. Dropbox also makes it super easy to share with others, this is why it's perfect for My International Friend. It is important to keep the work in order of development so it is ready for future exhibitions.

The teacher can download Dropbox at <http://www.dropbox.com/>

For Windows, Mac, Linux, and Mobile.

peopleartpeople will provide each teacher with the username and password to access this service.

For more information, visit <http://www.dropbox.com/tour>

3. Keep it going!

It is recommended not to exceed more than two weeks per level (unless there are holidays or important or extreme events occur) otherwise the process will start to crumble and participants will lose interest. It is important that teachers are in constant communication with each other so the work on the other partner organisations doesn't stop and the process is fluid.

“It's about taking initiative to get work done, so you don't let your friend down”

Molly, 16 years old, Australia

Step 1:

Introduction

This section will give all participants an overview of:

- My International Friend project
- Participating organisations
- Cultural, historical, geographical and demographical information of the participating countries and communities
- Identity: Individuality or group affiliations (such as family, country, religion, school, and such)
- Communication and language. The language of arts and visuals and the importance of commitment and responsiveness to the other

Task:

After the introduction, the participants will reflect on their culture and identity and the differences and similarities between them and their international friends. The participants should present a one page piece of writing about their identity. The teacher in collaboration with the participants will take a portrait photo of each of the participants and save it in the Dropbox.

Outcomes:

- Deeper knowledge of the project, the participating organisations and the cultures involved
- Critical thinking on similarities and differences as an individual and as a member of a community
- Minimize the need to copy other participants' ideas: originality and individuality

Participants will be able to describe cultural, historical, demographic and geographic characteristics from the different participant nations-cultures. Also they will be able to discuss their different concepts of identity and recognise the importance of commitment and responsiveness for the success of the project

Step 2:

Introduction to Comic

This section will focus on the following themes:

- Comic History and Theory. Examples and demonstration
- Sequential narrative and comic art styles and technique
- Tools for comic development

Task:

Taking each of their texts on identity and culture as inspiration, each participant from the Starting country will need to develop the first scene or group of scenes of the comic. The teacher will present the photographs of the international friends and photograph each participant holding their international friend's photo and save it into the Dropbox.

Outcomes:

- Deeper knowledge of comic history and techniques
- Deeper knowledge of art styles
- Development of creative and narrative skills
- Handling equipment tools and materials

Participants will be able to identify characteristics related to comic history, theory and its different techniques. Also, they will recognize various art styles related to comic. They will be able to apply their knowledge on the topic to create artworks (comic scenes) and propose ways for narrating a visual story. Participants will also use and implement various equipment, materials and tools for comic development including ICT resources.

Step 3:

Digital Technology

This section will focus on:

- Traditional and digital image editing introduction
- Introduction to Internet and email accounts if necessary
- Scanning if necessary

Task:

The teacher will present the photographs of the international friends. Each participant will take the first scene(s) they have created and will apply either traditional or digital image editing (depending on available resources) to finalize it. Then, each participant or teacher will need to scan the scenes and upload them to the Dropbox. Images need to be scanned in high resolution, 300dpi and saved as JPG.

If a participant decides to create more than one scene and the teacher believes it is necessary, they all should be scanned together as one JPG file.

Outcomes:

- Development of social media skills
- Development of image editing knowledge and skills
- Finalized first comic scenes

Participants will build social networks with participants abroad. Also, they will edit and enhance images through traditional and digital means and will use internet and email accounts in a responsible and safe manner (if possible depending on resources). They will also finalize the first scene(s) of the comic.

3

4

Step 4:

Ongoing Communication

This section will focus on:

- Comic Development
- Creative Collaboration
- Visual Communication
- The best possible outcome/quality of work

Task:

This is the creative part! Each participant will receive the scene(s) from their international friend and respond creating another scene, digitalize it and upload it with the help of the teacher into the Dropbox and repeat the same process according to the times agreed. The teacher should emphasize on the meaning of collaborating and the importance of looking carefully at the artwork sent by the other, the content, characters, actions, techniques and carefully respond to it. Also, how important it is to be determined to give the best possible outcome. This way, everyone is inspired by the artwork!

The teacher will need to keep in mind and follow through each comic and its sequential narrative (introduction, body or climax and ending) when guiding the development of each next scene.

Outcomes:

- Development of responsibility and decision making processes
- Development of skills for team work
- Development of narrative skills

With staff and teacher support, participants will organise their time and schedules during sessions and in their extra time in order to keep the communication with team members (international friends) and comic construction flowing. Through these sessions, the participants will be able to plan pathways for visual narrative development, decide, formulate and apply best possible solutions for creative problems (problem solving skills), deconstruct and reconstruct visual scenes and develop a complete comic narrative in collaboration with an international team.

5

Step 5:

The Cover

This section will focus on:
- Negotiation and Conciliation

Task:

Once the comic scenes are complete, the participants can decide what will be the cover and name of the comic. For this, the international friends must propose and illustrate ideas and solutions in order to build the cover and create a title as a team and with the approval of all parts. When complete it must be scanned and saved into the Dropbox.

Outcomes:

The different participant teams (international friends groups) will review the comic stories, discuss the possible images for cover and titles for comic and together determine the best possible solutions for the comic cover. The participants will create and finalize a quality cover page for the comic.

6

Step 6:

Final Production

This section will focus on:
- Final Editing and Printing

Outcomes:

The comics will be organized for printing and last details will be included. The comics will be printed. Final results will be ready for exhibition.

Step 7:

Online publication and exhibition

on available resources

Certificate of participation, final report and evaluation.

Outcomes:

The comics will be published on line and showcased at a public exhibition. The project will be evaluated and the final report written.

Educational program indicators:

The following indicators are a guiding list for teachers when assessing the participants:

- Cultural knowledge acquired
- Knowledge of new IT techniques
- Level of engagement
- Participants assistance
- Quality of final artworks

Variables:

- Number of participants variation: absence and drop-outs
- Lack of access to technology and resources
- School holidays in different parts of the world

7



Tips for the teacher:

It is important to keep space in the classroom to share with all the participants all the work that is sent by all international friends.

It is ok to save work in progress in the Dropbox, but the finalized scenes are the ones that will be delivered to the participants. A finalized scene is a scene fully developed in its visual content, digitalized and clearly linking to the previous scene(s).

It is recommended that the teacher prints the sequence of scenes for each comic so the participants have a good overview of the narrative of the comic. This makes it easier to give continuity to the creative process, specially after having more than 3 scenes.

The story will be written as it is being created. The use of imagination, resources, improvisation and spontaneity is essential.

It is necessary to have a constant communication between all parts involved in order to maintain a constant process, give and receive suggestions, share ideas, adjust to different schedules and timeframes and generate constructive feedback.

“It has been great to interact with another teacher, seeing her work has been very inspiring for me as an artist and for me as a teacher”

Peta Close, Preshil Art Teacher Australia



you make a
and clean it up,
graffiti art and
derusu...

 **ESHIL**
LITTLE MEMORIAL SCHOOL
Invitati

Parents and friends,
you may have need in the
eshil's annual Music Week
arts to which you are invit

Tue
Evening po
7.00

Wedne
Afternoon tea concert by th
3.30

Evening conc

Staff

Jorge Leiva – Project Manager

Jorge Leiva is an artist and educator with international teaching and training background and experience. Leiva has worked in Schools, Colleges, TAFE Institutes and Universities in diverse areas such as music, art, design, ESL and Spanish. Leiva is devoted to cultural development, educative initiatives and social inclusion. Leiva has experience researching and working on cross-cultural education and initiatives especially between Australia and Latin America and has initiated international education projects and partnerships between these regions.

In 2009 Leiva co-founded peopleartpeople, an organisation that links people through the arts and in 2008 co-founded 'El Tarro' the smallest performing space in the world, a creative moving space that connects people through arts experiments.

Leiva combines music, writing and visual arts to create innovative multi-art experiences and open multidisciplinary learning spaces. He has performed/exhibited in various international events and venues such as Melbourne International Arts Festival (2007); Celebrating Literacy - New York City College (2003); Santa Cruz Gallery (2001); Suba Biennial (2002, 2003, 2004); Iberoamerican Theatre Festival Bogota, Colombia (2000); Feria de Cali (2000); and across Australia: Maroondah Festival (2010); Globe to Globe Festival (2009); Sounds of Colombia (2009); Suzuki Night Market (2009); St Kilda Festival (2009); Little Red and Ground Components Australia Tour (2008); Folk, Rhythm & Live Festival (2008) among others.

Claudia Escobar – Project Management and Marketing Advisor


Claudia Escobar is an international artist currently living in Melbourne, Australia. Born in Colombia, Escobar's artwork has been internationally catalogued as effective and deeply provocative. She has devised and directed a series of solo performances, theatre works and visual arts projects raising spectres of childhood and war. Major works: *los tumba peligros* (2006) was devised and performed with over 60 Colombian children affected by war. *play:ground* (2008) was devised and performed by a group of Australian children on Colombian child soldiers. She is artistic director of EL TARRO the smallest performing space in the world with productions in Berlin, Sydney, Melbourne, Buenos Aires, San Francisco, Bogota and Venice. Escobar has recently performed in *SWEAT* (Branch Nebula, Sydney, Melbourne, Berlin 2010/2011) and *manola* (solo work 2010) as part of Performance Space season, Carriageworks, Sydney. In 2009 Escobar co-founded peopleartpeople organisation that links people through the arts.

Claudia has over eight years of experience in marketing management and has worked as a consultant for cultural management. Escobar is currently the Marketing & Development Officer at Multicultural Arts Victoria, Australia.

Felipe Escobar – Interactive Designer

Felipe is an interactive designer with wide knowledge in social media, human-media interaction, human-object interaction, animation, character design and comics. He is highly experienced in web, multimedia and digital graphics design. He has created an extended portfolio of digital art, animation and characters. He is interested in cellular automata, graffiti, generative art, urban vinyl, literature, arts and Asian culture.

Felipe is currently studying for a MSci in Interaction Design at TU Delft, in the Netherlands, he has completed a Graduate Diploma in Marketing Management, Graduate Diploma in Multimedia Design and a BA in Industrial Design in Universidad de los Andes, Colombia.



6. Acknowledgements and Credits

We want to thank all the young people that have travelled the journey of My International Friend, your amazing creativity and continuous effort has made the program what it is today! Thank you!

We also want to thank all the people and organisations that have supported My International Friend since the beginning:

Fundación Arte Sin Fronteras – Colombia
Academia de Artes Guerrero - Colombia
Comunidad del Barrio Bella Vista, Soacha, Colombia
The Margaret Lyttle Memorial School – Australia
Centre for Cultural Partnerships – Faculty of the VCA and Music – The University of Melbourne – Australia
Skateistan - Afghanistan
Northland Secondary College - Australia
Multicultural Arts Victoria - Australia

Carlos Guerrero
Frank Moore
Margaret Hepworth
Rosalie Hastwell
Tim Dargaville
James Caudle

Teachers/Profesores:


Peta Close – Arts Teacher Australia - The Margaret Lyttle Memorial School
Verónica Chavarro – Arts Teacher Colombia – Academia de Artes Guerrero
Erika Rubio Parra – Arts Teacher Colombia – Academia de Artes Guerrero
Jake Simkin – Arts Teacher Afghanistan - Skateistan
Sonia Baroudi – Arts Teacher Australia - Northland Secondary College
Nicole Anderson- Arts Teacher Australia - Northland Secondary College

Credits:

p2: Academia de Artes Guerrero 2011 y Jake Simkin (Skateistan) 2011
p3: peopleartpeople 2011
p4: Jake Simkin (Skateistan) 2011
p5: This is my school by Bridget Murray, Australia 2009
p6: peopleartpeople 2009
p7: Academia de Artes Guerrero 2011
p8: Jake Simkin (Skateistan) 2011
p11: Mi casa por Felipe Cepeda Vargas, Colombia 2009
p12&13: My family by Matilda, Australia 2009; Mi casa por Alexander Hernandez Gonzales, Colombia 2009; This is me by Tess Sokolowski, Australia 2009; Mittens by Greer, Australia 2010; This is me by Mikayla Treacy, Australia 2011 ; Solo en la calle por Yurieth Castellanos, Colombia 2011
p14: Scarlet Ace by Ed Marschall, Australia 2010; This is me by Hedwig Crombie, Australia 2009
p15: Mi familia por Jaider Hernandez, Colombia 2011
p16: This is our world by Hedwig Crombie, Australia 2009
p17: This is my family by Bridget Murray, Australia 2009
p21: Detalle de comic por Jineth Patalagua Gutierrez, Colombia 2010
p22: This is my school by Peta Close, Australia 2009
p24: Detalle de Comic por Ivan Molina Diaz, Colombia 2011
p27: Good y los Chicos - Grissy's Trip por Griselda Crombie, Australia y Hector Rodriguez, Colombia 2010

Graphic Design:

Felipe Escobar



7. Agreement Form

My International Friend /Mi Amigo Internacional

More Information

Website: <https://sites.google.com/site/miamigointernacional/>
Email: miamigointernacional@gmail.com

<http://www.peopleartpeople.com>

Date: DD/MM/YYYY Fecha: DD/MM/AAAA

ORGANISATION / ORGANIZACION

Name of Organisation / Nombre de la Organización

Address / Dirección

City / Ciudad

State / Estado

ZIP Code / Código Postal

Country / País

Postal address (if different from above) / Dirección postal (si distinta a la anterior)

Website / Página Web

Name of main contact for the project / Nombre del contacto primario del proyecto

Position / Cargo

Contact number 1 / Número telefónico de contacto 1

Contact number 2 / Número telefónico de contacto 2

Email address / Correo electrónico

skype user name / Nombre de usuario skype

Name of secondary contact for the project / Nombre del contacto secundario del proyecto

Position / Cargo

Contact number 1 / Número telefónico de contacto 1

Contact number 2 / Número telefónico de contacto 2

Email address / Correo electrónico

skype user name / Nombre de usuario skype

AGREEMENT / ACUERDO

This agreement is made the Day, Month and Year first above written: / Este acuerdo se lleva acabo el día, mes y año de este formulario entre:

peopleartpeople

and / y

[Enter name of Organisation / Nombre de la Organización]

where the parts agree to devote their best efforts, time and attention to the delivery of My International Friend Program / donde las partes acuerdan dedicar sus mejores esfuerzos, tiempo y atención al desarrollo del programa Mi Amigo Internacional

to be held with / a ser desarrollado con un grupo de

[Enter # of participants - students / # de participantes - estudiantes]

between / entre

[Enter age range - edades]

years old, for a total period of / años de edad por un periodo total de

[Enter wether trimester or semester / Especificque si es por un trimestre o semestre]

The parts agree to the policies and responsibilities referred at the back of this agreement and in the My International Friend Manual 2011 by peopleartpeople / Las partes acuerdan el cumplimiento de las políticas y responsabilidades citadas al revés de este acuerdo y en el Manual Mi Amigo Internacional 2011 escrito por peopleartpeople.

Either part may terminate the Agreement by giving to the other not less than one month' notice in writing, in which case peopleartpeople reserves the right to find a different organisation to continue the program. If any part commits a serious breach or consistent breaches of this Agreement or is guilty of any conduct which may have a serious and detrimental effect on the Agreement the other Part may by notice in writing retire from the Agreement. peopleartpeople reserves the right to the program My International Friend. / Cualquiera de las partes puede terminar el Acuerdo siempre y cuando de previo aviso a la otra parte de no menos de un mes por escrito, en este caso peopleartpeople se reserva el derecho de ubicar una nueva organización para continuar el programa. Si cualquiera de las partes comete una falta grave o faltas consistentes al Acuerdo o es culpable de cualquier conductat que pueda afectar seriamente el Acuerdo, la otra parte puede retirarse del Acuerdo por escrito . peopleartpeople se reserva el derecho del programa Mi Amigo Internacional.

In witness of which the parties hereto have signed this Agreement / Las partes firman este Acuerdo

Representative peopleartpeople / Representante de peopleartpeople

Representative Organisation / Representante de la Organización

POLICIES / POLITICAS

- **Respect, well-being and safe environment**

My International Friend will take place in a safe environment both at the arts school and through the Web. The participating organisations will make sure this will be accomplished and that any restricting Web access is programed in advance. The teacher must make clear to the young participants of their rights to speak to them if they feel unsafe during the development of the program.

- **Empathy, understanding and openness**

My International Friend will foster the ability to understand and share the feelings of another no matter their tradition, religion, way of looking, social status or cultural backgrounds.

- **Commitment and responsiveness**

The participating organisations will be responsible for maintaining the commitments attained when participating in My International Friend and the ongoing communication with the coordinators and other participating organisations.

- **Cultural traditions and religious awareness**

The participating organisations will be responsible to communicate to My International Friend any cultural traditions and beliefs that might become sensitive issues when sharing and creating visual artwork. In case a sensitive issue might arise, the participating organisation will let My International Friend know.

- **To have fun and enjoy**

All My International Friend participants should have fun with this experience and enjoy.

- **The best possible education and training**

The participating organisations will be responsible for meeting the educational needs of the young participants. This means providing highly skilled arts teachers who are socially committed and have the capacity to help each participant do the best they can and achieve the best outcome.

- **Collaborative working practice. Support for the teachers**

The participating organisations shall have a collaborative working practice with other teachers or psychologists in case their professional services might be needed throughout the development of the program. The participating organisation will let My International Project know of any situation where other teachers or psychologists might be involved.

- **Agreement for Web access and publication of artwork and photographs**

According to each country's law, the participating organisations will obtain any necessary permission from parents, guardians, schools and/or organisations for youth access to the Web, appearing in photographs and publication of the artwork in My International Friend Website, future exhibitions and publications.

- **Agreement**

Before beginning, each participating organisation will need to complete and sign the peopleartpeople agreement form and send it to peopleartpeople@gmail.com.

COPYRIGHT / DERECHOS DE AUTOR

Copyright

- Copyright of the name My International Friend and Mi Amigo Internacional belong to peopleartpeople
- All material to be published on My International Friend needs to credit peopleartpeople as the founder and creator of the project. Copyright of the project structure and concept is to be retained by peopleartpeople
- The participating organisations agree to the photographing or video recording of artwork, workshop sessions or events for promotional or archival purposes only to be published in My International Friend website, future exhibitions and publications
- Copyright of the artwork will be retained by the participants who created it
- In the case of material created collaboratively, ownership shall be shared between the participants who created it, in proportions equivalent to the share each had in creating it
- All changes or new arrangements to a new, current or ongoing My International Project will need prior approval by peopleartpeople in writing
- Any organisation who wishes to initiate a My International Friend project/program with a new or ex participant organisation will need prior approval by peopleartpeople in writing
- No organisation or individual has permission to initiate a My International Friend project/program under the original name or under a different name with the same misión, structure and objectives